



Jharkhand Bijli Vitran Nigam Limited

(CIN: U40108JH2013SGC001702)

BUFF-SHEET

U.O.I. No. 461

Dated: 25-07-2022

File No. CE(C&R)/CommL/2649/2021

✓ GM (IT)
Nigam, HQ, JBVNL

Sub: Regarding Unaudited Provisional Standalone Quarterly Financial Statement (Balance Sheet &P&L) of Q1 (i.e. 30.06.2021), Q2 (i.e. 30.09.2021) & Q3 (i.e. 31.12.2021) of JBVNL for FY 2021-22 for Publication on website as a prerequisite under RDSS Scheme.

Ref: U.O.I No. 162 dated 22.07.2022

Sir,

With reference to the referred, please find enclosed here with Unaudited Provisional Standalone Quarterly Financial Statement (Balance Sheet &P&L) of Q1 (i.e. 30.06.2021), Q2 (i.e. 30.09.2021) & Q3 (i.e. 31.12.2021) of JBVNL for the Financial Year 2021-22 which is duly approved by Board of Directors (BoD) of JBVNL for Publication on Website.

In the view of above, it is requested to take needful action for publication of Unaudited Accounts on website which is mandate under RDSS Scheme.

This may be treated as URGENT.

Encl: - As above.

Yours faithfully,


25.7.22
Rishi Nandan
GM (Commercial)

D4m(17)
59
22/7/22

AE(IT) Sanjay
22/7/22

पलप्रबंधक (आई.टी.) प्रकोष्ठ,
ज्ञा.वि.नि.सि. संघ, राँची
नि. सं. 1292
दिनांक 22/7/22



JHARKHAND BIJLI VITRAN NIGAM LIMITED

(CIN: U40108JH2013SGC001702)

Regd. Office: - Engineering Building, H.E.C., Dhurwa, Ranchi - 834004.

Telephone: - 0651-2400760 & Fax: 0651-2446055

Buff-Sheet

U.O.I No...162

File No. JBVNL/F&A/A&R/ 1593/ 2021-22

Dated..2...2...JUL 2022

GM(Commercial),
Nigam Hq,
Ranchi


Sub: Regarding submission of Unaudited Provisional Standalone Quarterly Financial Statement (Balance Sheet & P&L) of Q1 (i.e. 30.06.2021), Q2 (i.e. 30.09.2021) and Q3 (i.e. 31.12.2021) of JBVNL for the F.Y. 2021-22.

Ref: Your U.O.I No. 406 dt. 06.07.2022.

Please find enclosed herewith Unaudited Provisional Standalone Quarterly Financial Statement (Balance Sheet & P&L) of Q1 (i.e. 30.06.2021), Q2 (i.e. 30.09.2021) and Q3 (i.e. 31.12.2021) of JBVNL for the F.Y. 2021-22 duly approved by Board of Directors (BoD) of JBVNL vide agenda item No. 57-11 in its 57th meeting held on 07.07.2022 as desired by you through above captioned buff sheet for your further needful action.

Encl: As above(01 Set in Original)

AE
E.S. C, BBS/BA
For approval. on 01.7
25.7.22


(Umesh Kumar)
GM(A&R)-Cum-CFO
25/7/22

उत्तर प्रदेश विद्युत निगम लि. राँची का कार्यालय
आरक्षण विजली वितरण निगम लि. राँची
निर्गत/साक्षि नं० 408/
22-07-2022

JHARKHAND BIJLI VITRAN NIGAM LIMITED

Regtd. Office: Engineering Building, H.E.C, Dhurwa, Ranchi- 834004

(CIN : U40108JH2013SGC001702)

Provisional Balance Sheet as at 31st Dec 2021

in ₹ lakh

Particulars		As at 31st Dec' 2021	As at 31 st March 2021
I.	ASSETS		
1	Non-current assets		
	<u>Fixed assets</u>		
	Property, Plant & Equipment	14,07,246.68	11,90,632.65
	Capital work-in-progress	2,20,120.91	5,19,627.16
	Intangible assets	206.06	104.24
	<u>Financial Assets</u>		
	Non-current investments	32,943.55	31,186.79
	Others	42,703.50	44,888.44
	<u>Other non-current assets</u>	6,05,523.10	6,07,916.95
2	Current assets		
	<u>Inventories</u>	19,933.60	19,988.67
	<u>Financial Assets</u>		
	Trade receivables	5,02,739.34	4,31,829.33
	Cash and cash equivalents	1,46,156.64	2,41,675.87
	Bank Balances Other Than Cash & Cash Equivalent	34,732.34	37,219.47
	<u>Other current assets</u>	3,60,309.41	2,23,031.46
	TOTAL ASSETS	33,72,615.13	33,48,101.04
II.	EQUITY AND LIABILITIES		
1	Equity		
	Equity Share capital	3,10,893.00	3,10,893.00
	Other Equity	(10,52,084.70)	(9,49,981.83)
	Liabilities		
2	Non-current liabilities		
	<u>Financial Liabilities</u>		
	Borrowings	11,57,727.98	12,25,899.30
	<u>Consumers' Security Deposit</u>	1,24,428.92	1,12,707.18
	<u>Government Grants</u>	7,90,178.07	7,44,494.73
	<u>Other Non-Current liabilities</u>	2,08,902.12	2,12,438.64
3	Current liabilities		
	<u>Financial Liabilities</u>		
	Borrowings	97,075.89	97,075.89
	Trade payables	9,83,231.93	8,10,092.66
	Others	6,57,839.65	6,83,746.36
	<u>Other current liabilities</u>	40,549.76	34,518.84
	<u>Provisions</u>	53,872.51	66,216.29
	TOTAL LIABILITIES	33,72,615.13	33,48,101.04

Date

21 JUL 2022

Place RANCHI

Nima
Company Secretary

Chief Financial Officer

Director (Finance)

Director (Project & Distribution)

JHARKHAND BIJLI VITRAN NIGAM LIMITED

Regtd. Office: Engineering Building, H.E.C, Dhurwa, Ranchi- 834004

(CIN : U40108JH2013SGC001702)

Provisional Statement of Profit and loss for the period ended 31st Dec' 2021

in ₹ lakh, except share and per equity share data

Particulars		For the quarter ended 31st Dec'2021	For the 9 month ended 31st Dec'2021	For the period ended 31 st March 2021
I.	Revenue From Operations	2,25,703.19	4,53,512.92	4,76,954.03
		2,25,703.19	4,53,512.92	4,76,954.03
II.	Other income			
	Revenue Grant from Govt.	-	-	-
	Others	29,176.63	79,849.32	1,12,752.03
		79,849.32	79,849.32	1,12,752.03
III.	Total Revenue (I + II)	3,05,552.50	5,33,362.24	5,89,706.06
IV.	Expenses:			
	Purchases of Power and Transmission charges	2,25,767.26	4,60,421.67	5,95,473.71
	Employee benefits expense	2,664.87	15,386.48	27,113.44
	Finance costs	13,705.36	37,293.42	42,641.97
	Depreciation and amortization expense	36,910.61	1,03,616.05	1,08,977.29
	Other expenses	11,689.57	18,747.49	35,499.96
	Total expenses	2,90,737.68	6,35,465.11	8,09,706.37
V.	Profit/(Loss) before exceptional items and tax (III-IV)	14,814.83	(1,02,102.87)	(2,20,000.30)
VI.	Exceptional items	-	-	-
VII.	Profit/(Loss) before tax (V - VI)	14,814.83	(1,02,102.87)	(2,20,000.30)
VIII.	Tax expense:			
	(1) Current tax	-	-	-
	(2) Deferred tax	-	-	-
IX.	Profit/(Loss) to be transferred to Other Equity	14,814.83	(1,02,102.87)	(2,20,000.30)
X.	EARNINGS PER EQUITY SHARE:			
	Equity shares of par value ₹ 10/- each			
	(1) Basic	0.00	(3.28)	(7.08)
	(2) Diluted	0.00	(3.28)	(7.08)

Date **21 JUL 2022**
Place **RANCHI**


Company Secretary


Chief Financial Officer


Director (Finance)

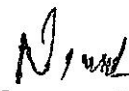

Director (Project & Distribution)

JHARKHAND BIJLI VITRAN NIGAM LIMITED
Regtd. Office: Engineering Building, H.E.C, Dhurwa, Ranchi- 834004
(CIN : U40108JH2013SGC001702)
Provisional Balance Sheet as at 30th September 2021


in ₹ lakh


Particulars		As at 30th September 2021	As at 31 st March 2021
I.	ASSETS		
1	Non-current assets		
	<u>Fixed assets</u>		
	Property, Plant & Equipment	14,20,050.56	11,90,632.65
	Capital work-in-progress	3,40,511.76	5,19,401.55
	Intangible assets	206.07	104.24
	<u>Financial Assets</u>		
	Non-current investments	31,186.79	31,186.79
	Others	46,711.62	44,888.44
	<u>Other non-current assets</u>	6,06,347.57	6,07,916.96
2	Current assets		
	<u>Inventories</u>	21,478.90	19,988.67
	<u>Financial Assets</u>		
	Trade receivables	5,16,360.78	4,43,885.20
	Cash and cash equivalents	1,32,195.85	2,41,675.87
	Bank Balances Other Than Cash & Cash Equivalent	34,083.16	37,219.47
	<u>Other current assets</u>	2,83,602.83	2,23,031.47
	TOTAL ASSETS	34,32,735.90	33,59,931.31
II.	EQUITY AND LIABILITIES		
1	Equity		
	Equity Share capital	3,10,893.00	3,10,893.00
	Other Equity	(10,03,254.64)	(9,37,925.96)
	Liabilities		
2	Non-current liabilities		
	<u>Financial Liabilities</u>		
	Borrowings	11,55,909.23	12,25,899.30
	Consumers' Security Deposit	1,13,715.36	1,12,701.52
	<u>Government Grants</u>	8,21,428.74	7,44,494.73
	<u>Other Non-Current liabilities</u>	2,15,112.11	2,12,422.65
3	Current liabilities		
	<u>Financial Liabilities</u>		
	Borrowings	97,075.89	97,075.89
	Trade payables	8,99,493.88	8,10,092.66
	Others	7,08,548.52	6,83,542.81
	Other current liabilities	39,442.21	34,518.84
	Provisions	74,371.61	66,215.88
	TOTAL LIABILITIES	34,32,735.90	33,59,931.31

Date 21 JUL 2022
Place RANCHI


Company Secretary


Chief Financial Officer


Director (Finance)


Director (Project & Distribution)

JHARKHAND BIJLI VITRAN NIGAM LIMITED

Regtd. Office: Engineering Building, H.E.C, Dhurwa, Ranchi- 834004

(CIN : U40108JH2013SGC001702)

Provisional Statement of Profit and loss for the half yearly ended on 30th September 2021


in ₹ lakh, except share and per equity share data

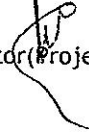
Particulars		For the quarter ended 30th September 2021	For the half yearly ended 30th September 2021	For the period ended 31 st March 2021
I.	Revenue From Operations	1,41,553.92	2,27,809.73	4,76,954.03
		1,41,553.92	2,27,809.73	4,76,954.03
II.	Other income			
	Revenue Grant from Govt.	-	-	-
	Others	27,639.65	50,672.69	1,12,752.03
		27,639.65	50,672.69	1,12,752.03
III.	Total Revenue (I + II)	1,69,193.57	2,78,482.42	5,89,706.06
IV.	Expenses:			
	Purchases of Power and Transmission charges	1,32,630.75	2,34,654.41	5,95,473.71
	Employee benefits expense	6,461.36	12,721.60	27,113.44
	Finance costs	13,550.59	23,588.06	42,641.97
	Depreciation and amortization expense	34,480.59	66,705.44	1,08,977.29
	Other expenses	4,177.14	7,057.92	35,499.96
	Total expenses	1,91,300.42	3,44,727.43	8,09,706.36
V.	Profit/(Loss) before exceptional items and tax (III-IV)	(22,106.86)	(66,245.00)	(2,20,000.30)
VI.	Exceptional items	-	-	-
VII.	Profit/(Loss) before tax (V - VI)	(22,106.86)	(66,245.00)	(2,20,000.30)
VIII.	Tax expense:			
	(1) Current tax	-	-	-
	(2) Deferred tax	-	-	-
IX.	Profit/(Loss) to be transferred to Other Equity	(22,106.86)	(66,245.00)	(2,20,000.30)
X.	EARNINGS PER EQUITY SHARE:			
	Equity shares of par value ₹ 10/- each			
	(1) Basic	(0.71)	(2.13)	(7.08)
	(2) Diluted	(0.71)	(2.13)	(7.08)

Date **21 JUL 2022**
Place **RANCHI**


Company Secretary


Chief Financial Officer


Director (Finance)


Director (Project & Distribution)

JHARKHAND BIJLI VITRAN NIGAM LIMITED

Regtd. Office: Engineering Building, H.E.C, Dhurwa, Ranchi- 834004

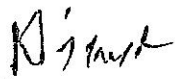
(CIN : U40108JH2013SGC001702)


Provisional Balance Sheet as at 30th June 2021

in ₹ lakh

Particulars		As at 30th June 2021	As at 31 st March 2021
I.	ASSETS		
1	Non-current assets		
	<u>Fixed assets</u>		
	Property, Plant & Equipment	12,40,728.37	11,90,632.65
	Capital work-in-progress	4,59,771.62	5,19,401.55
	Intangible assets	206.07	104.24
	<u>Financial Assets</u>		
	Non-current investments	31,186.79	31,186.79
	Others	46,711.62	44,888.44
	<u>Other non-current assets</u>	6,06,347.57	6,07,916.96
2	Current assets		
	<u>Inventories</u>	21,478.90	19,988.67
	<u>Financial Assets</u>		
	Trade receivables	4,85,949.68	4,43,885.20
	Cash and cash equivalents	2,27,922.09	2,41,675.87
	Bank Balances Other Than Cash & Cash Equivalent	34,282.07	37,219.47
	<u>Other current assets</u>	1,48,206.43	2,23,031.47
	TOTAL ASSETS	33,02,791.21	33,59,931.31
II.	EQUITY AND LIABILITIES		
1	Equity		
	Equity Share capital	3,10,893.00	3,10,893.00
	Other Equity	(9,82,064.11)	(9,37,925.96)
	Liabilities		
2	Non-current liabilities		
	<u>Financial Liabilities</u>		
	Borrowings	11,45,909.23	12,25,899.30
	<u>Consumers' Security Deposit</u>	1,13,715.36	1,12,701.52
	<u>Government Grants</u>	8,21,428.74	7,44,494.73
	<u>Other Non-Current liabilities</u>	2,15,112.11	2,12,422.65
3	Current liabilities		
	<u>Financial Liabilities</u>		
	Borrowings	97,075.89	97,075.89
	Trade payables	8,32,234.90	8,10,092.66
	Others	6,46,823.84	6,83,542.81
	<u>Other current liabilities</u>	39,441.98	34,518.84
	Provisions	62,220.27	66,215.88
	TOTAL LIABILITIES	33,02,791.21	33,59,931.31

Date **21 JUL 2022**
Place **RANCHI**


Company Secretary


Chief Financial Officer


Director (Finance)


Director (Project & Distribution)

JHARKHAND BIJLI VITRAN NIGAM LIMITED

Regtd. Office: Engineering Building, H.E.C, Dhurwa, Ranchi- 834004


(CIN : U40108JH2013SGC001702)

Provisional Statement of Profit and loss for the period ended 30th June 2021

in ₹ lakh, except share and per equity share data

Particulars		For the period ended 30th June 2021	For the period ended 31 st March 2021
I.	Revenue From Operations	86,255.82	4,76,954.03
		86,255.82	4,76,954.03
II.	Other income		
	Revenue Grant from Govt.	-	-
	Others	23,033.04	1,12,752.03
		23,033.04	1,12,752.03
III.	Total Revenue (I + II)	1,09,288.86	5,89,706.06
IV.	Expenses:		
	Purchases of Power and Transmission charges	1,02,023.66	5,95,473.71
	Employee benefits expense	6,260.24	27,113.44
	Finance costs	10,037.47	42,641.97
	Depreciation and amortization expense	32,224.85	1,08,977.29
	Other expenses	2,880.78	35,499.96
	Total expenses	1,53,427.00	8,09,706.36
V.	Profit/(Loss) before exceptional items and tax (III-IV)	(44,138.15)	(2,20,000.30)
VI.	Exceptional items	-	-
VII.	Profit/(Loss) before tax (V - VI)	(44,138.15)	(2,20,000.30)
VIII.	Tax expense:		
	(1) Current tax	-	-
	(2) Deferred tax	-	-
IX.	Profit/(Loss) to be transferred to Other Equity	(44,138.15)	(2,20,000.30)
X.	EARNINGS PER EQUITY SHARE:		
	Equity shares of par value ₹ 10/- each		
	(1) Basic	(1.42)	(7.08)
	(2) Diluted	(1.42)	(7.08)

Date **21 JUL 2022**
Place **RANCHI**


Company Secretary


Chief Financial Officer


Director (Finance)


Director (Project & Distribution)